

PERSONAL INJURY

- THE INFOGRAPHIC -

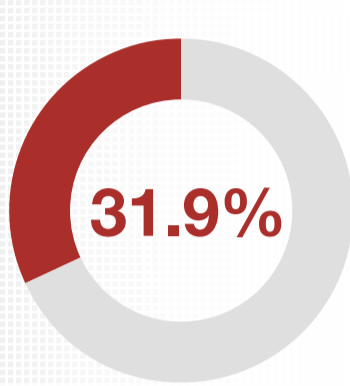
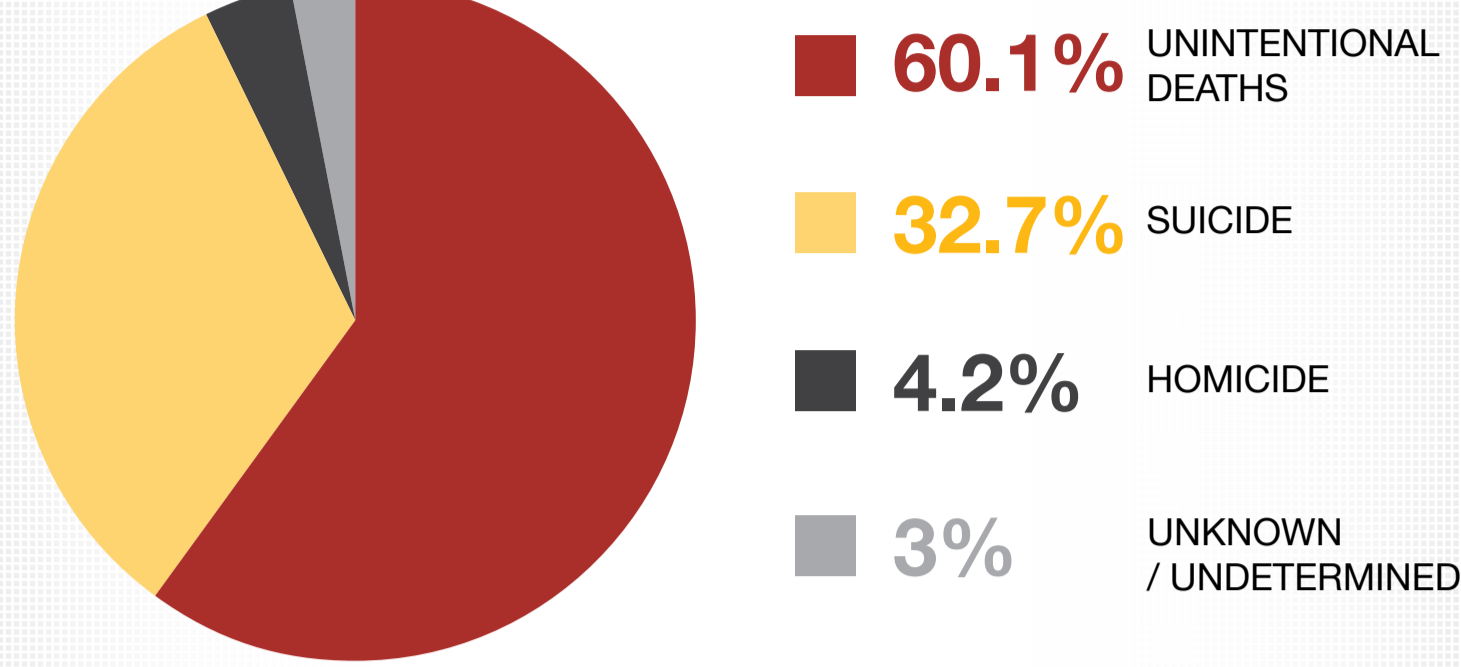
PRESENTED BY THE LAW OFFICES OF JOE BORNSTEIN



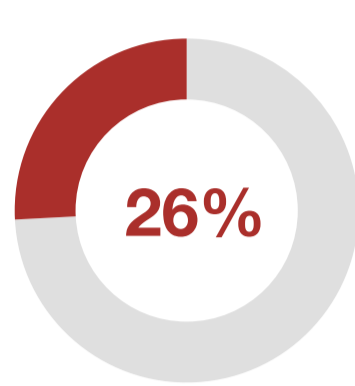
Traumatic Brain Injury Statistics

THERE WERE **263** TRAUMATIC BRAIN INJURY DEATHS

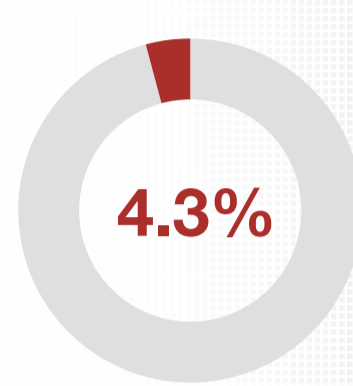
AMONG MAINE RESIDENTS IN 2008



FIREARM INJURY




UNINTENTIONAL MOTOR VEHICLE CRASHES



UNINTENTIONAL TRANSPORT INCIDENTS

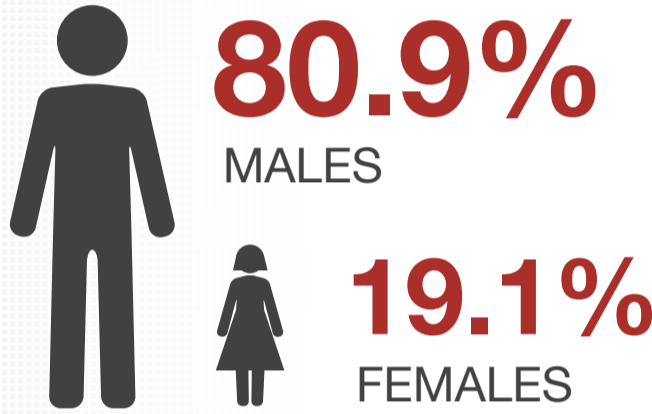
Spinal Cord Injury Statistics



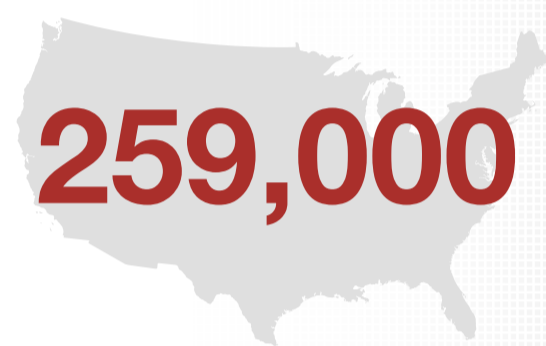
12,000

PEOPLE IN THE UNITED STATES SUSTAIN A SPINAL CORD INJURY EACH YEAR

INJURY BY GENDER



AMERICANS LIVING WITH A SPINAL CORD INJURY

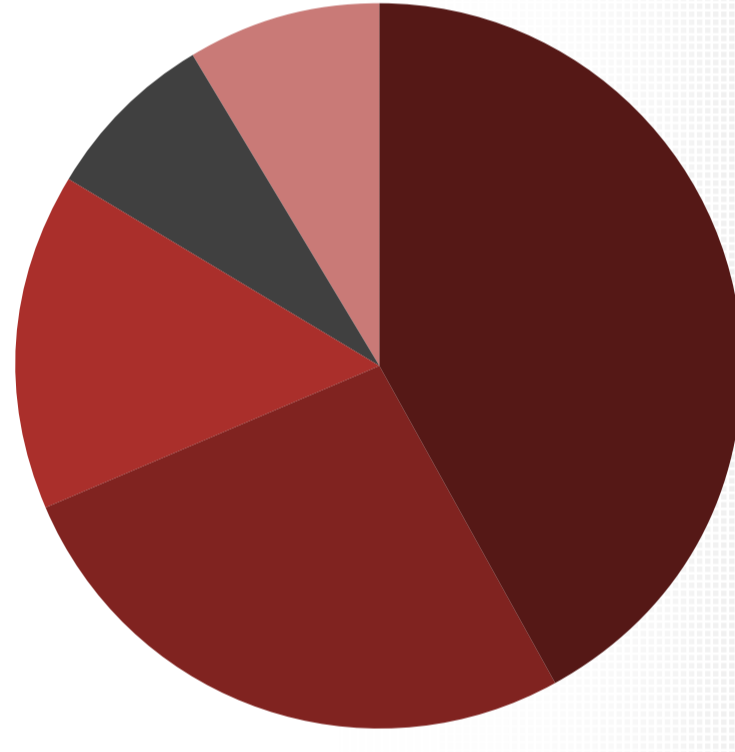


AVERAGE AGE AT TIME OF INJURY:



CAUSES OF SPINAL CORD INJURIES

- 42.1%** CAR ACCIDENTS
- 26.7%** FALLS
- 15.1%** VIOLENCE
- 7.6%** SPORTS INCIDENTS
- 8.6%** OTHER OR UNKNOWN



Slip & Fall Maine Workers Statistics

INJURED ON ICE & SNOW **1035**

INJURED FROM FALLS FROM BUILDINGS AND OTHER STRUCTURES **234**

INJURED FROM FALLS FROM VEHICLES AND TRAILERS **181**

INJURED ON LADDERS **174**

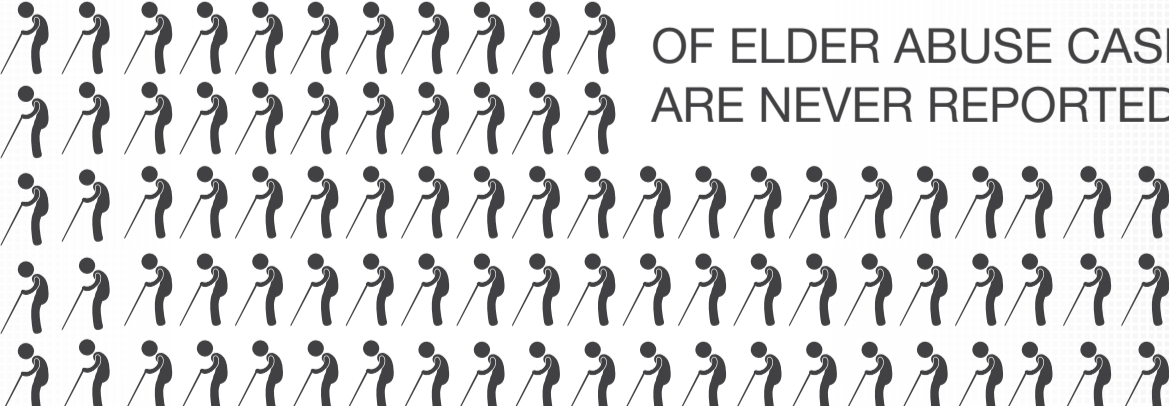
Elder Abuse

EVERY YEAR **14,000** CASES OF ELDER ABUSE ARE REPORTED IN MAINE

5% OF MAINERS OVER THE AGE OF 60 BECOME A VICTIM OF ELDER ABUSE BUT...

85%

OF ELDER ABUSE CASES ARE NEVER REPORTED



WHAT TO DO IF YOU SUSTAIN A PERSONAL INJURY?

CONTACT **JOE BORNSTEIN** PERSONAL INJURY ATTORNEYS

AS SOON AS POSSIBLE AFTER VISITING A DOCTOR.

1-800-CALL-JOE

(1-800-225-5563)

We have been serving injured Mainers since 1974 and have recovered hundreds of millions of dollars on their behalf.

Source:

Department of Public Safety, Bureau of Highway Safety: <http://www.maine.gov/dps/bhs/crash-data/stats/off-roads.html>