

PERSONAL INJURY

- THE INFOGRAPHIC -

PRESENTED BY THE LAW OFFICES OF JOE BORNSTEIN



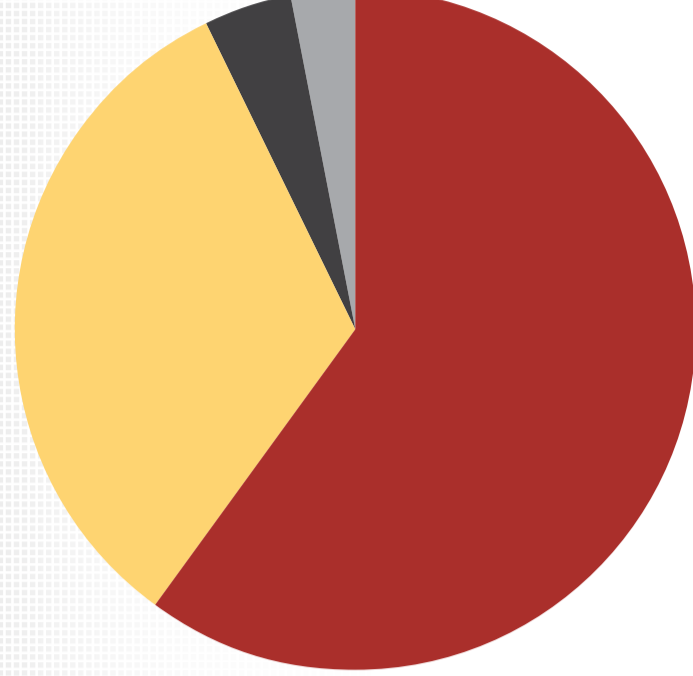
Traumatic Brain Injury Statistics

THERE WERE

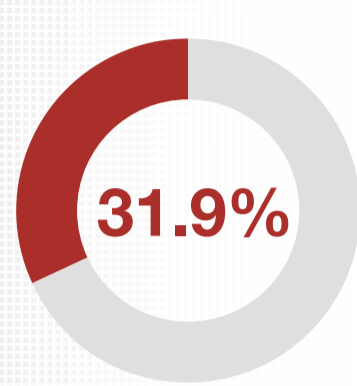
263

TRAUMATIC BRAIN INJURY DEATHS

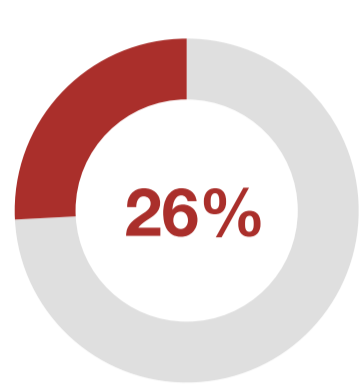
AMONG MAINE RESIDENTS IN 2008



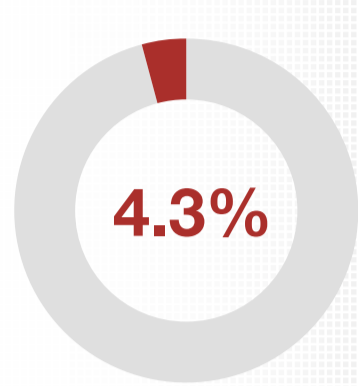
- 60.1%** UNINTENTIONAL DEATHS
- 32.7%** SUICIDE
- 4.2%** HOMICIDE
- 3%** UNKNOWN / UNDETERMINED



FIREARM INJURY




UNINTENTIONAL MOTOR VEHICLE CRASHES



UNINTENTIONAL TRANSPORT INCIDENTS

Spinal Cord Injury Statistics



12,000

PEOPLE IN THE UNITED STATES SUSTAIN A SPINAL CORD INJURY EACH YEAR

INJURY BY GENDER



80.9%

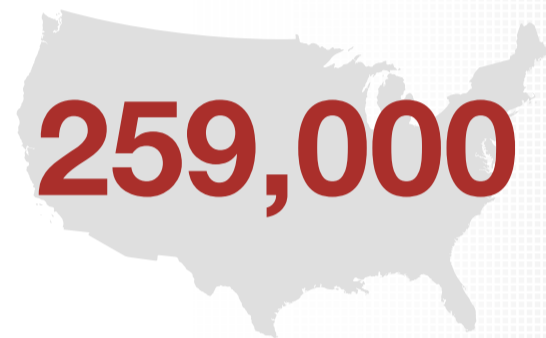
MALES



19.1%

FEMALES

AMERICANS LIVING WITH A SPINAL CORD INJURY



259,000

AVERAGE AGE AT TIME OF INJURY:



40.2

CAUSES OF SPINAL CORD INJURIES

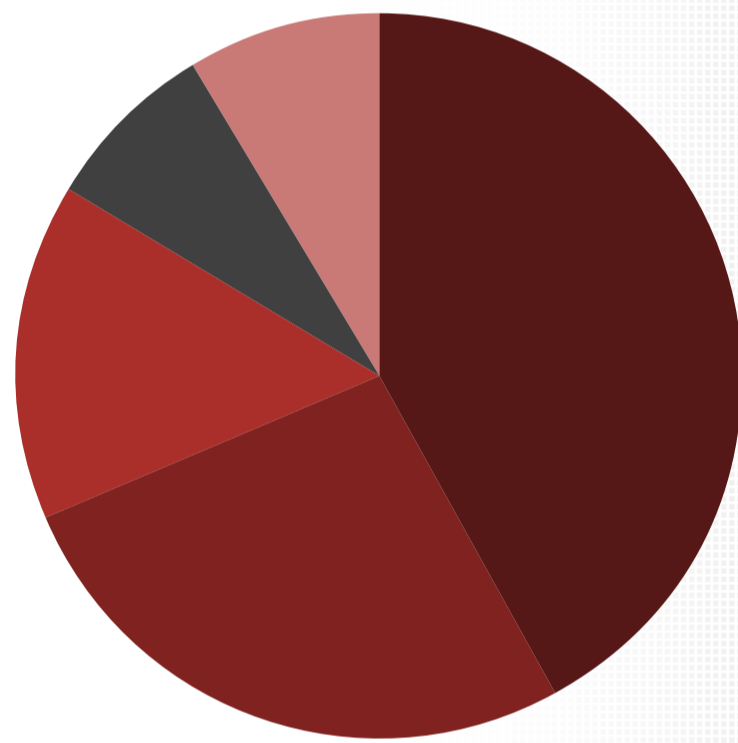
42.1%
CAR ACCIDENTS

26.7%
FALLS

15.1%
VIOLENCE

7.6%
SPORTS INCIDENTS

8.6%
OTHER OR UNKNOWN



Slip & Fall Maine Workers Statistics

INJURED ON ICE & SNOW

1035

INJURED FROM FALLS FROM BUILDINGS AND OTHER STRUCTURES

234

INJURED FROM FALLS FROM VEHICLES AND TRAILERS

181

INJURED ON LADDERS

174

Elder Abuse

EVERY YEAR

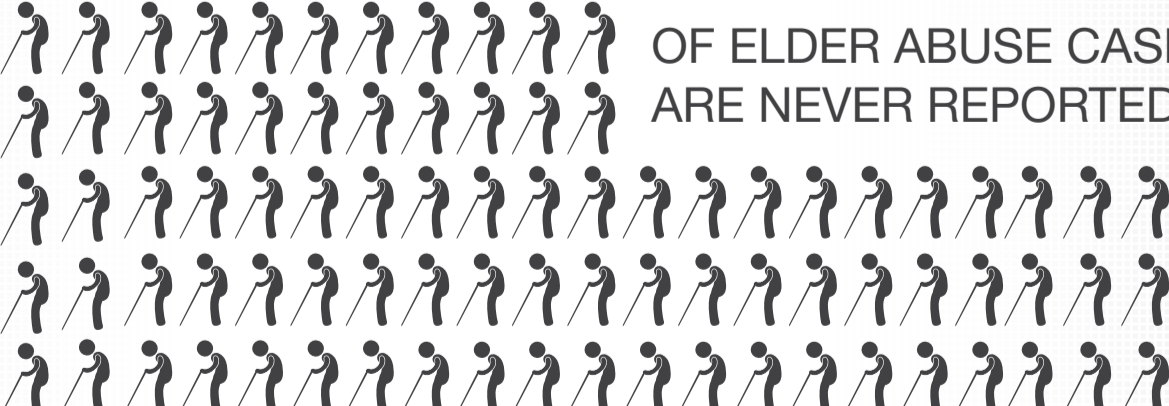
14,000

 CASES OF ELDER ABUSE ARE REPORTED IN MAINE

5% OF MAINERS OVER THE AGE OF 60 BECOME A VICTIM OF ELDER ABUSE BUT...

85%

OF ELDER ABUSE CASES ARE NEVER REPORTED



WHAT TO DO IF YOU SUSTAIN A PERSONAL INJURY?

CONTACT



AS SOON AS POSSIBLE AFTER VISITING A DOCTOR.

1-800-CALL-JOE

(1-800-225-5563)

We have been serving injured Mainers since 1974 and have recovered hundreds of millions of dollars on their behalf.

Source:

Department of Public Safety, Bureau of Highway Safety: <http://www.maine.gov/dps/bhs/crash-data/stats/off-roads.html>